

powered by

**Q.ANTUM DUO Z**

# Q.PEAK DUO XL-G9.2

## 445-465

ENDURING HIGH  
PERFORMANCE



### BREAKING THE 20% EFFICIENCY BARRIER

Q.ANTUM DUO Z Technology with zero gap cell layout boosts module efficiency up to 21.1%.



### LOW ELECTRICITY GENERATION COSTS

Higher yield per surface area, lower BOS costs and up to 30 watts more power per module.



### ENDURING HIGH PERFORMANCE

Long-term yield security with Anti LID Technology, Hot-Spot Protect and Traceable Quality Tra.Q™.



### EXTREME WEATHER RATING

High-tech aluminium alloy frame, certified for high snow (5400 Pa) and wind loads (2400 Pa).



### A RELIABLE INVESTMENT

Inclusive 12-year product warranty and 25-year linear performance warranty<sup>1</sup>.



### STATE OF THE ART MODULE TECHNOLOGY

Q.ANTUM DUO combines cutting edge cell separation and innovative 12-busbar design with Q.ANTUM Technology.

<sup>1</sup> See data sheet on rear for further information.

### THE IDEAL SOLUTION FOR:



Ground-mounted  
solar power plants

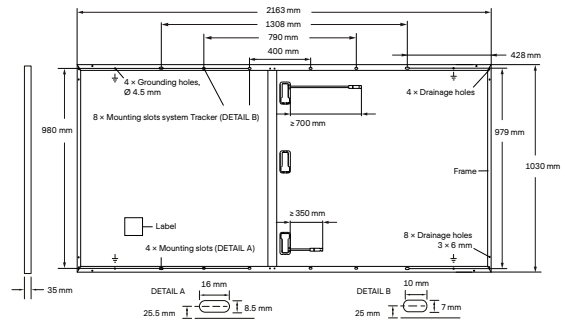
Engineered in Germany

**Q CELLS**

## MECHANICAL SPECIFICATION

Format	2163 mm × 1030 mm × 35 mm (including frame)
Weight	26 kg
Front Cover	3.2 mm thermally pre-stressed glass with anti-reflection technology
Back Cover	Composite film
Frame	Anodised aluminium
Cell	6 × 26 monocrystalline Q.ANTUM solar half cells
Junction box	53-101 mm × 32-60 mm × 15-18 mm Protection class IP67, with bypass diodes
Cable	4 mm <sup>2</sup> Solar cable; (+) ≥ 700 mm, (-) ≥ 350 mm*
Connector	Stäubli MC4-Evo2, Hanwha Q CELLS HQC4; IP68

\*Long cables (+) ≥ 1450 mm, (-) ≥ 1450 mm for landscape installation are available upon request.



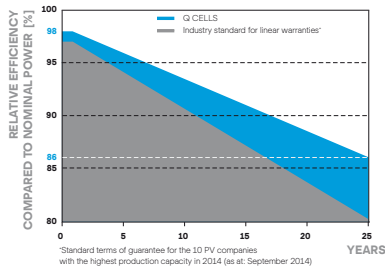
Drawing not to scale

## ELECTRICAL CHARACTERISTICS

POWER CLASS		445	450	455	460	465	
MINIMUM PERFORMANCE AT STANDARD TEST CONDITIONS, STC <sup>1</sup> (POWER TOLERANCE +5 W / -0 W)							
Minimum	Power at MPP <sup>1</sup>	$P_{MPP}$ [W]	445	450	455	460	465
	Short Circuit Current <sup>1</sup>	$I_{SC}$ [A]	10.62	10.65	10.67	10.70	10.73
	Open Circuit Voltage <sup>1</sup>	$V_{OC}$ [V]	53.15	53.18	53.22	53.25	53.29
	Current at MPP	$I_{MPP}$ [A]	10.10	10.15	10.20	10.25	10.30
	Voltage at MPP	$V_{MPP}$ [V]	44.06	44.34	44.61	44.89	45.16
	Efficiency <sup>1</sup>	$\eta$ [%]	≥ 20.0	≥ 20.2	≥ 20.4	≥ 20.6	≥ 20.9
MINIMUM PERFORMANCE AT NORMAL OPERATING CONDITIONS, NMOT <sup>2</sup>							
Minimum	Power at MPP	$P_{MPP}$ [W]	333.2	337.0	340.7	344.5	348.2
	Short Circuit Current	$I_{SC}$ [A]	8.56	8.58	8.60	8.62	8.64
	Open Circuit Voltage	$V_{OC}$ [V]	50.12	50.15	50.18	50.22	50.25
	Current at MPP	$I_{MPP}$ [A]	7.95	7.99	8.03	8.08	8.12
	Voltage at MPP	$V_{MPP}$ [V]	41.93	42.17	42.41	42.64	42.87

<sup>1</sup>Measurement tolerances  $P_{MPP} \pm 3\%$ ;  $I_{SC}$ ;  $V_{OC} \pm 5\%$  at STC: 1000 W/m<sup>2</sup>, 25 ± 2°C, AM 1.5 according to IEC 60904-3 • 2800 W/m<sup>2</sup>, NMOT, spectrum AM 1.5

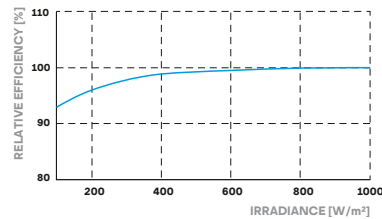
### Q CELLS PERFORMANCE WARRANTY



At least 98% of nominal power during first year. Thereafter max. 0.5% degradation per year. At least 93.5% of nominal power up to 10 years. At least 86% of nominal power up to 25 years.

All data within measurement tolerances. Full warranties in accordance with the warranty terms of the Q CELLS sales organisation of your respective country.

### PERFORMANCE AT LOW IRRADIANCE



Typical module performance under low irradiance conditions in comparison to STC conditions (25°C, 1000 W/m<sup>2</sup>).

### TEMPERATURE COEFFICIENTS

Temperature Coefficient of $I_{SC}$	$\alpha$ [%/K]	+0.04	Temperature Coefficient of $V_{OC}$	$\beta$ [%/K]	-0.27
Temperature Coefficient of $P_{MPP}$	$\gamma$ [%/K]	-0.35	Nominal Module Operating Temperature	NMOT [°C]	43 ± 3

## PROPERTIES FOR SYSTEM DESIGN

Maximum System Voltage	$V_{SYS}$ [V]	1500	PV module classification	Class II
Maximum Reverse Current	$I_R$ [A]	20	Fire Rating based on ANSI / UL 61730	C / TYPE 1
Max. Design Load, Push / Pull	[Pa]	3600 / 1600	Permitted Module Temperature on Continuous Duty	-40°C - +85°C
Max. Test Load, Push / Pull	[Pa]	5400 / 2400		

### QUALIFICATIONS AND CERTIFICATES

IEC 61215:2016; IEC 61730:2016.  
This data sheet complies with DIN EN 50380.  
Certification holder:  
Hanwha Q CELLS GmbH



### PACKAGING INFORMATION

Vertical packaging							
	2205 mm	1134 mm	1200 mm	858 kg	24 pallets	20 pallets	31 modules

**Note:** Installation instructions must be followed. See the installation and operating manual or contact our technical service department for further information on approved installation and use of this product.

### Made in China

### Hanwha Q CELLS Australia Pty Ltd

Suite 1, Level 1, 15 Blue Street, North Sydney, NSW 2060, Australia | **TEL** +61 (0)2 9016 3033 | **FAX** +61 (0)2 9016 3032 | **EMAIL** q-cells-australia@q-cells.com | **WEB** www.q-cells.com/au



Engineered in Germany