


**YLM
120 CELL
Black Module**

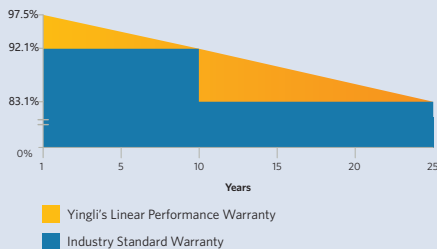


Up to 20.8%
MODULE EFFICIENCY

15 YEAR
PRODUCT WARRANTY

0 to +5W
POWER TOLERANCE

25 Years Linear Warranty



**IMPROVED POWER
NEVER SETTLE FOR LESS**

With over two decades of manufacturing experience and millions of PV systems installed worldwide you can trust that our product quality and long term reliability have been proven in the field.



Higher Durability

The multi-busbar design can decrease the risk of cell micro-cracks by improving long-term mechanical performance



120 Cell Design

With double the standard amount of cells, we have increased the performance of the module. Each cell operates cooler as they now carry just half the amount of current in the same conditions. This design effectively deals with shadow and improves performance by reducing degradation.



Better Heat Dissipation

When part of the module is shaded, the bypass diodes are activated so the modules can continue to produce power. This module uses three junction boxes instead of one which improves the heat dissipation.



Bigger Cells with better performance

Using the next generation size of cells has boosted the power of the modules meaning more watts per installed panel and more time saved during installation.

Yingli Green Energy

Founded in 1987, Yingli Green Energy Holding Company Limited, known as "Yingli Solar", is one of the world's oldest leading solar panel manufacturers with the mission to provide affordable green energy for all. Yingli Solar makes solar power possible for communities everywhere by using our global manufacturing and logistics expertise to address unique local challenges.

YLM 120 CELL

ELECTRICAL PERFORMANCE

Electrical parameters at Standard Test Conditions (STC)

Module type	YLxxxD-34d 1500V 1/2(xxx=Pmax)					
Power output	P_{max}	W	365	370	375	380
Power output tolerances	ΔP_{max}	W	0 / + 5			
Module efficiency	η_m	%	20.04	20.31	20.59	20.86
Voltage at P_{max}	V_{mpp}	V	33.85	34.05	34.25	34.45
Current at P_{max}	I_{mpp}	A	10.79	10.87	10.95	11.04
Open-circuit voltage	V_{oc}	V	41.05	41.25	41.45	41.65
Short-circuit current	I_{sc}	A	11.27	11.35	11.43	11.51

STC: 1000W/m² irradiance, 25°C cell temperature, AM1.5g spectrum according to EN 60904-3.
Average relative efficiency reduction of 3.3% at 200W/m² according to EN 60904-1.
Measurement tolerance of P_{max} , V_{oc} and I_{sc} is ±3%.

Electrical parameters at Nominal Operating Cell Temperature (NOCT)

Power output	P_{max}	W	270.4	274.1	277.8	281.5
Voltage at P_{max}	V_{mpp}	V	31.3	31.5	31.7	31.9
Current at P_{max}	I_{mpp}	A	8.63	8.70	8.76	8.83
Open-circuit voltage	V_{oc}	V	38.3	38.5	38.7	38.8
Short-circuit current	I_{sc}	A	9.12	9.19	9.25	9.32

NOCT: open-circuit module operation temperature at 800W/m² irradiance, 20°C ambient temperature, 1m/s wind speed.

THERMAL CHARACTERISTICS

Nominal operating cell temperature	NOCT	°C	45 ± 2
Temperature coefficient of P_{max}	γ	%/°C	-0.37
Temperature coefficient of V_{oc}	β_{Voc}	%/°C	-0.29
Temperature coefficient of I_{sc}	α_{Isc}	%/°C	0.06

OPERATING CONDITIONS

Max. system voltage	1500V _{oc}
Max. series fuse rating *	20A
Operating temperature range	-40°C to 85°C
Max. static load, front (e.g., snow)	5400Pa
Max. static load, back (e.g., wind)	2400Pa
Max. hailstone impact (diameter / velocity)	25mm / 23m/s

* DO NOT CONNECT FUSE IN COMBINER BOX WITH TWO OR MORE STRINGS IN PARALLEL CONNECTION

CONSTRUCTION MATERIALS

Front cover (material / thickness)	anti-reflection coated, high transmission tempered glass / 3.2mm
Cell (quantity / material)	120 / monocrystalline silicon multi busbar
Frame (material)	black anodized aluminum alloy
Junction box (protection degree)	≥ IP67
Cable (length (-)/(+)) / cross-sectional area	Portrait Installation: 400[300]mm / 4mm ² Landscape Installation: 1200[1200]mm / 4mm ² , available on request
Plug Connector (type)	RH05-8 or YT08-1A or Genuine MC4 EVO 2

* Due to continuous innovation, research and product improvement, the specifications in this product information sheet are subject to change without prior notice. The specifications may deviate slightly and are not guaranteed.

* The data does not refer to a single module and they are not part of the offer, they only serve for comparison to different module types.

QUALIFICATIONS & CERTIFICATES

IEC 61215, IEC 61730, CE, ISO 9001:2015, ISO 14001:2015, BS OHSAS 18001:2007

Certificates are held by Yingli Energy (China) Co., Ltd., a wholly owned subsidiary of Yingli Green Energy Holding Co., Ltd.



Proudly made in China

© Yingli Green Energy Holding Co., Ltd.

DS_YLM120CELL-34d_35mm_AU_20201022

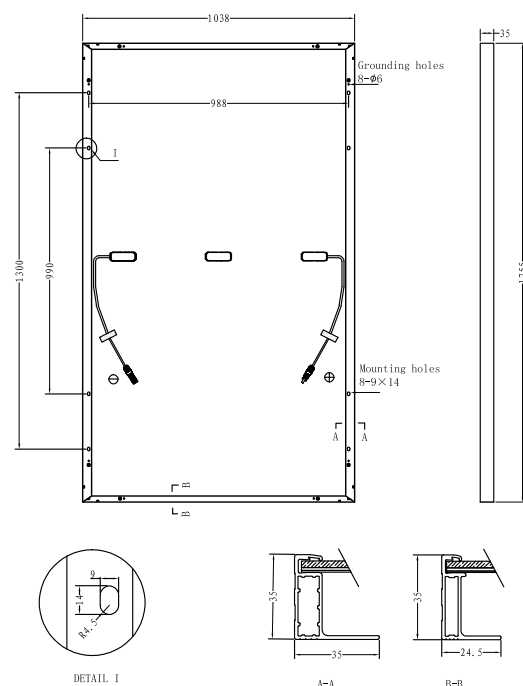
GENERAL CHARACTERISTICS

Dimensions (L / W / H)	1755mm / 1038mm / 35mm
Weight	19.5kg
Fire resistance rating	Class C

PACKAGING SPECIFICATIONS

Number of modules per pallet	30
Number of pallets per 40' container	26
Packaging box dimensions (L / W / H)	1795mm / 1110mm / 1185mm
Box weight	620kg

Unit: mm



Warning: Read the Installation and User Manual in its entirety before handling, installing and operating Yingli Solar modules.

Yingli Partners:



Yingli Green Energy Australia Pty. Ltd.

australia@yingli.com.au

Tel: (02) 8017 8700

YINGLISOLAR.COM/AU

