

# Prices and Applications:

WALLS (HEIGHT)	FOIL BATTS		NO. PER PACK	WEIGHT (kg)	M <sup>2</sup> COVERAGE PER PACK – EXPANDED – (INCLUDES TIMBERS)	RETAIL PRICE (AUSTRALIA)		
	PACK HEIGHTS (mm)	X CENTRES (mm)				PER M <sup>2</sup> (approx)	PER PACK INC GST	
2400 AND 2550-2700	1350	x 450*	25	3.00	15.20	\$ 6.91	\$ 105.00	
	1350	x 600	25	4.00	20.25	\$ 6.91	\$ 139.95	
FLOORS (P) PERFORATED FOR DRAINAGE	1350	x 450(P)	25	3.00	15.20	\$ 6.91	\$ 105.00	
CEILING 600 CENTRES	1350	x 425	30	3.50	17.20	\$ 6.92	\$ 119.00	
STAPLER	Lightweight plastic gun + 5,000 galvanised staples (Stanley Bostitch 20/6) *Alternate Staples Arrow JT21						\$27.50	


\* Suitable for RETROFIT existing floors

## CONCERTINA FOIL BATTS – QUANTITY GUIDE \*SEE INSTALLATION INSTRUCTIONS

WALLS (expanded)	FLOORS (expanded)	A) CEILINGS	B) ROOFS - CEILINGS (expanded)
1. Check wall height and stud centres	1. 1350 x 450 (P) • made to order 600(P)	1. 1350 x 600 – 450 & 900 centres 1350 x 425 – 600 centres	1. 1350 x 450 – 450 centres 1350 x 600 – 600 centres
2. Wall area less doors & windows = Net Area (m <sup>2</sup> )	2. Floor area + 5% overlapping = Net Area (m <sup>2</sup> )	2. Ceiling area + 1/3 extra = Net Area (m <sup>2</sup> )	2. Surface area + 5% overlapping = Net Area (m <sup>2</sup> )
<b>Number of packs required = Net Area (m<sup>2</sup>) divided by coverage per pack (m<sup>2</sup>)</b>			


- A) FOIL BATTS - LAID** between ceiling joists over existing fibrous insulation or directly on ceiling. Unique  $\Delta$  triangular airspaces are formed with upward reflective surfaces and constant low emitting downward foil surfaces in summer. Allow 1/3 more material to create triangular airspaces.
- 450 centres – use 1 1350x600 size (end to end overlaps)
  - 600 centres – use 2 1350x425 size (end to end overlaps + side by side overlaps)
  - 900 centres – use 2 1350x600 size (end to end overlaps + side by side overlaps)

**B) FOIL BATTS - EXPANDED** and stapled taut between roofing or ceiling rafters.



**All Round Australian Insulation for Ceilings, Roofs, Walls & Floors**


Original concertina design with unique zigzag profile has many applications. Under hot roofs, reduces 80°C radiation loads in attics and on airconditioning ductwork.




**THE RADIANT HEAT BARRIER**

For enquiries:  
going solar  
ph: 03 9348 1000  
email: admin@goingsolar.com.au

Basic properties of double-sided aluminium foil against radiant heat




Aluminium Concertina FOIL BATTS, laid directly over existing bulk insulation, easily installed, without stapling. Downward triangular airspaces constantly reducing summer radiation.




**DUCTWORK**

Concertina Foil Batts provide a radiant barrier around air-conditioning ductwork reducing cooling costs




**TIMBER FLOOR (ground)**

Enclosed building perimeter (e.g. brick veneer) and one FOIL BATT between floor joists  
Winter = Total R3.0 heat flow down  
Summer = Total R1.5 heat flow up



**CEILING**

FOIL BATTS laid over R2.5 bulk insulation (timbers visible) and foil sarking under metal roof  
Summer = Total R4.9 heat flow down  
Winter = Total R4.4 heat flow up



**WALLS**

Brick Veneer or Clad Wall  
Outer wrap of FOIL (double-sided anti glare) and one FOIL BATT between studs  
Summer = Total R2.6 heat flow out  
Winter = Total R2.3 heat flow in

- Stops summer radiant heat
- Reflects 97% - Emits 3%
- Reduces ceiling temperatures
- Reduces cooling costs
- Vermin free & fire safe
- Compact, lightweight, easy to store and transport
- Safe, clean, non-irritant

**DUCTWORK**  
Concertina Foil Batts provide a radiant barrier around air-conditioning ductwork reducing cooling costs

**TIMBER FLOOR (ground)**  
Enclosed building perimeter (e.g. brick veneer) and one FOIL BATT between floor joists  
Winter = Total R3.0 heat flow down  
Summer = Total R1.5 heat flow up

**CEILING**  
FOIL BATTS laid over R2.5 bulk insulation (timbers visible) and foil sarking under metal roof  
Summer = Total R4.9 heat flow down  
Winter = Total R4.4 heat flow up

**WALLS**  
Brick Veneer or Clad Wall  
Outer wrap of FOIL (double-sided anti glare) and one FOIL BATT between studs  
Summer = Total R2.6 heat flow out  
Winter = Total R2.3 heat flow in